


1. LED stage lights power (in SR closet)



2. Light Switch Panel



3. POWER Button



4. Location of "Show Control" and "View"



5. Location of four arrow



6. LED Screen with “Scenes” tab and “Sunday Master”



7. Line of four buttons



8. HEARING ASSIST box




9. SETUP button location



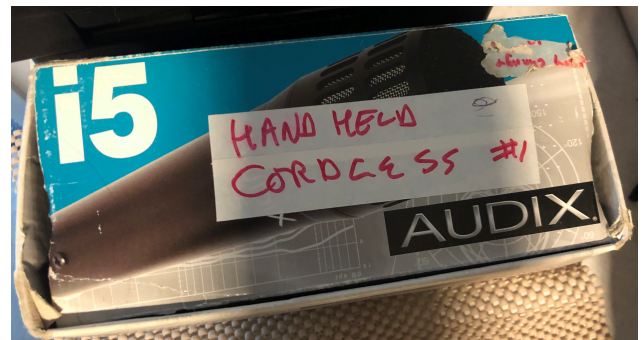
10. Default plug location on rear of soundboard



11. AKG (Joys & Concerns) Mic box



12. Handheld Wireless Mic box



13. "Red End" Mic box



14. Battery tester

